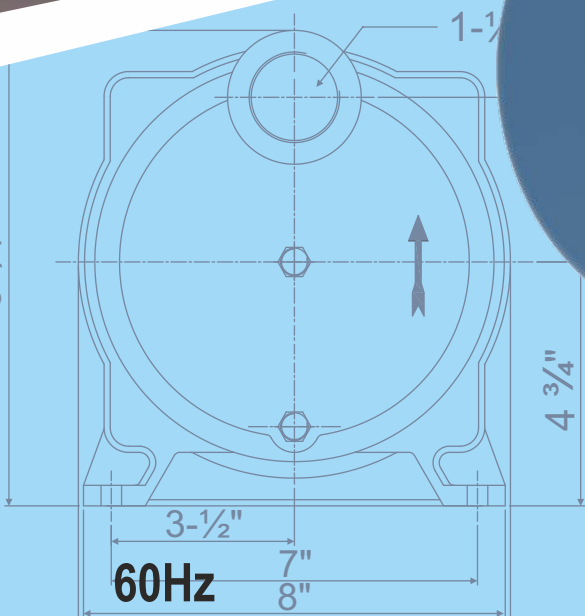



NG SERIES



Self-Priming Lawn Sprinkler Pump

CAST IRON



PRODUCT CATALOGUE

www.northam-inc.com

SELF-PRIMING LAWN SPRINKLER PUMP

CAST IRON

GENERAL DATA

FEATURES

- ▶ Once primed initially, it will prime again when the water level rises above the end of the suction pipe. due to self priming design.
- ▶ Back pullout design allows disassembly of pump for service without disturbing piping during servicing.
- ▶ Thermoplastic impeller, diffuser and tube fittings are made from abrasion resistant composite material. Stainless steel wear ring is provided in diffuser for extended performance in abrasive conditions.
- ▶ CED Coating of Grey Iron Parts for rust prevention and aesthetics.
- ▶ Cast iron casing has tapped openings for vacuum gauge and casing drain.
- ▶ Pump is Powered for Continuous Operation Can be operated continuously without damage.
- ▶ Mechanical Seal with Carbon/Ceramic faces, BUNA elastomer and 300 series stainless steel metal parts.

SPECIFICATIONS

Pump :

- ▶ Inlet: 1-1/2" NPT suction,
- ▶ Outlet: 1-1/2" NPT discharge
- ▶ Discharge: to 85 GPM at 5 feet suction lift.
- ▶ Heads: to 119 feet.
- ▶ Reprime capabilities: to 25 feet suction lift.
- ▶ Maximum working pressure: 125 PSI.
- ▶ Maximum water temperature: 140° F (60°C).
- ▶ Clockwise rotation when viewed from motor end.

Motor :

- ▶ NEMA 56J frame open drip proof.
- ▶ 60 Hz, 3450 RPM. 1 - Phase.
- ▶ Stainless steel shaft.
- ▶ Voltage Range 115/230 for 1 - Phase. Built-in overload protector with automatic reset.
- ▶ All models in ODP motor.
- ▶ TEFC motor models are available as optional.

APPLICATIONS

- ▶ Irrigation
- ▶ Heat pumps
- ▶ Lawn sprinkling
- ▶ Air conditioning systems
- ▶ Water transfer
- ▶ Dewatering

OPERATING RANGE & CONDITIONS

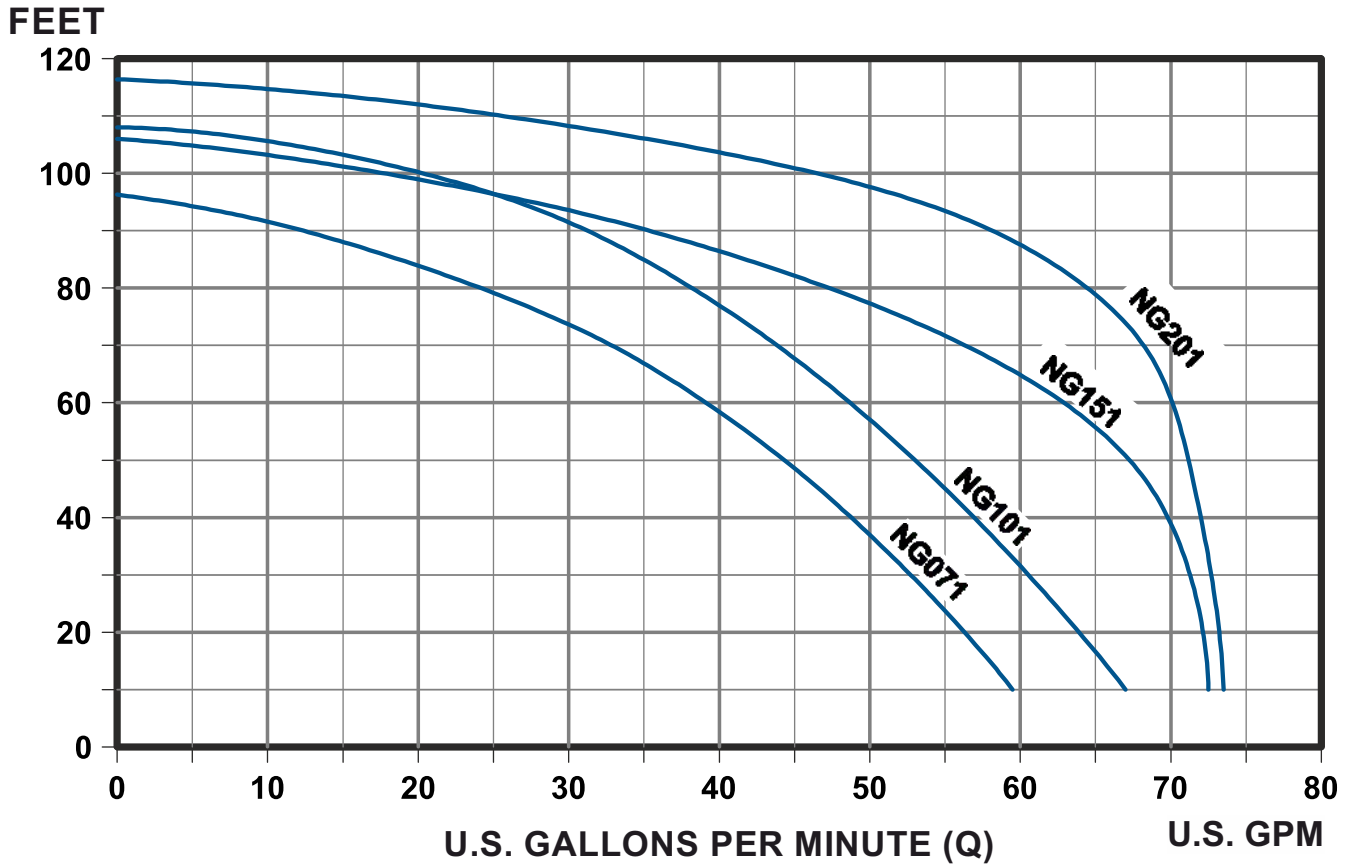
Ratings	3/4 - 2.0 HP
Liquid temperature	+32 °F to +140 °F
Max. amb temperature	104°F

SELF-PRIMING LAWN SPRINKLER PUMP

CAST IRON PERFORMANCE

Model	HP	Voltage	Discharge Pressure (PSI) at 5' lift				Max. Press. (PSI)	Max. Flow. (GPM)
			10	20	30	40		
1 Phase			Gallons Per Minute					
NG071	3/4	115/230	55	47	33	10	42	55
NG101	1	115/230	63	54	44	29	47	63
NG151	1-1/2	115/230	72	68	57	34	46	72
NG201	2	230	73	72	68	57	51	73

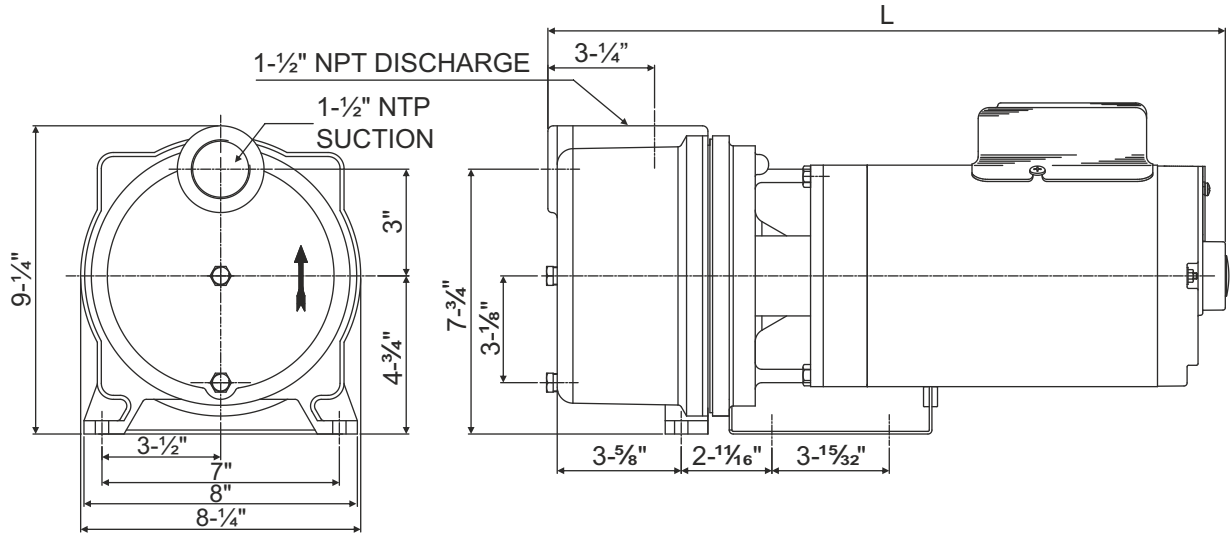
PERFORMANCE CURVE



SELF-PRIMING LAWN SPRINKLER PUMP

CAST IRON

DIMENSIONS



Model	HP	Phase	LENGTH (L)	WIDTH (W)	HEIGHT (H)	Weight [lbs]
NG071	3/4	1	19-1/4"	8-1/4"	9-1/4"	59
NG101	1	1	19-1/2"	8-1/4"	9-1/4"	62
NG151	1-1/2	1	21-1/8"	8-1/4"	9-1/4"	70
NG201	2	1	21-3/4"	8-1/4"	9-1/4"	74