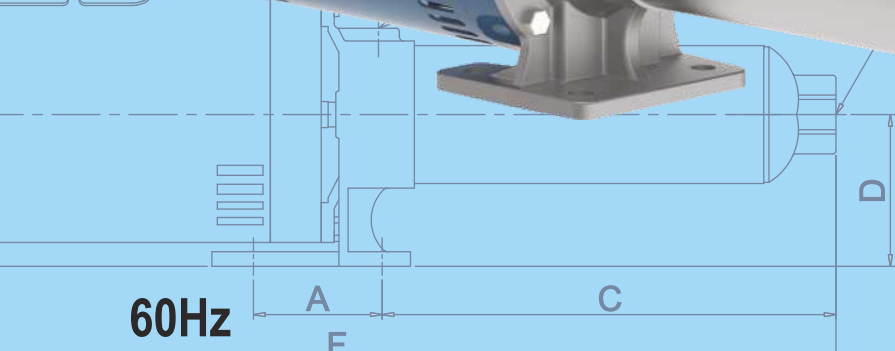




NH-B SERIES



Horizontal Multistage Booster Pumps



60Hz



PRODUCT CATALOGUE

www.northam-inc.com

This page is intentionally left blank.

HORIZONTAL MULTISTAGE BOOSTER PUMPS

CONTENTS

General Data	4
Material of Construction	5
Performance Range	6
Model Code	7
Performance Curve - 5 GPM	8
Performance Curve - 7 GPM	9
Performance Curve - 10 GPM	10
Performance Curve - 18 GPM	11
Performance Curve - 25 GPM	12
Performance Curve - 33 GPM	13
Dimensions	14

HORIZONTAL MULTISTAGE BOOSTER PUMPS

CAST IRON

GENERAL DATA

5 GPM to 33 GPM

FEATURES

- ▶ Multistage centrifugal pump hydraulic design.
- ▶ Bowl Casing of Stainless Steel 304
- ▶ Impellers and Diffusers of Glass Reinforced Engineering Composite material.
- ▶ Impellers have no neck rings and are of floating design for continuous stable performance through the service life of the pump.
- ▶ Pump assembly enclosed by Stainless Steel 304 jacket for leak free and corrosion resistant service life.
- ▶ Available with Cast Iron suction and discharge head as standard construction. Also available with Stainless steel CF8 as optional.
- ▶ The simple pump construction allows for easy repair and maintenance.
- ▶ Pumps offer quiet and vibration free operation.
- ▶ Motors are suitable for single and three phase power supply in ODP construction. They are UL recognised for safety.

SPECIFICATIONS

Pump end :

- ▶ Maximum allowable inlet suction side pressure: 80 PSI
- ▶ Liquid Temperature Range: 45 to 150 degree F
- ▶ Direction of Rotation: Anticlockwise when viewed from motor rear end.
- ▶ The pump is non self priming and foot valve is required for negative suction application.

Motor end :

- ▶ Motors are of Open Drip proof (ODP) fan ventilated construction
- ▶ Motors are suitable for 60 Hz, 115/230 v single phase or 230/460 v three phase power supply.
- ▶ Motors are UL recognised. Single phase motors have a built in with Auto reset thermal protector.
- ▶ TEFC motors are available on request.

APPLICATION

- ▶ As a pressure booster pump for water supply application in residential, commercial and industrial applications.
- ▶ Pressurised washing in residential, commercial and agriculture.
- ▶ As a high pressure pump in Reverse Osmosis or filtration treatment for Water.
- ▶ Industrial Mist and Spray cooling Systems.
- ▶ Industrial cooling water circulation.

WARNINGS

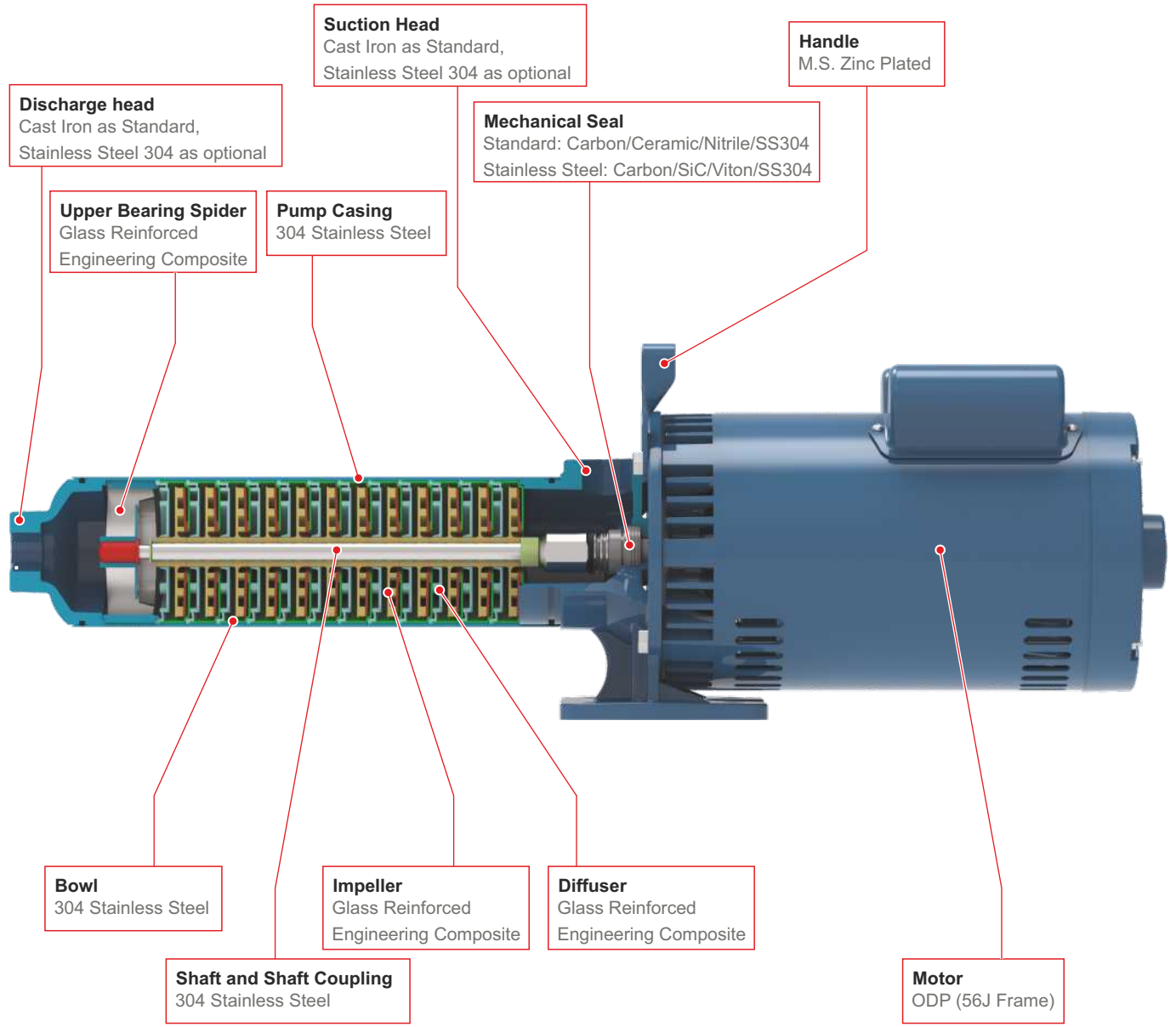
- ▶ The pump must be protected against dry running.
- ▶ A minimum of 10% of duty point flow should be maintained at all times through the pump to avoid damage to the pump.
- ▶ For pressure wash or spray applications kindly ensure that water does not splash on the pump. The motor must also be connected to electrical service which has adequate Ground fault service interrupter to avoid serious personal injury, death or damage to the property.

HORIZONTAL MULTISTAGE BOOSTER PUMPS

1/3 HP to 3 HP

MATERIAL OF CONSTRUCTION

5 GPM to 33 GPM

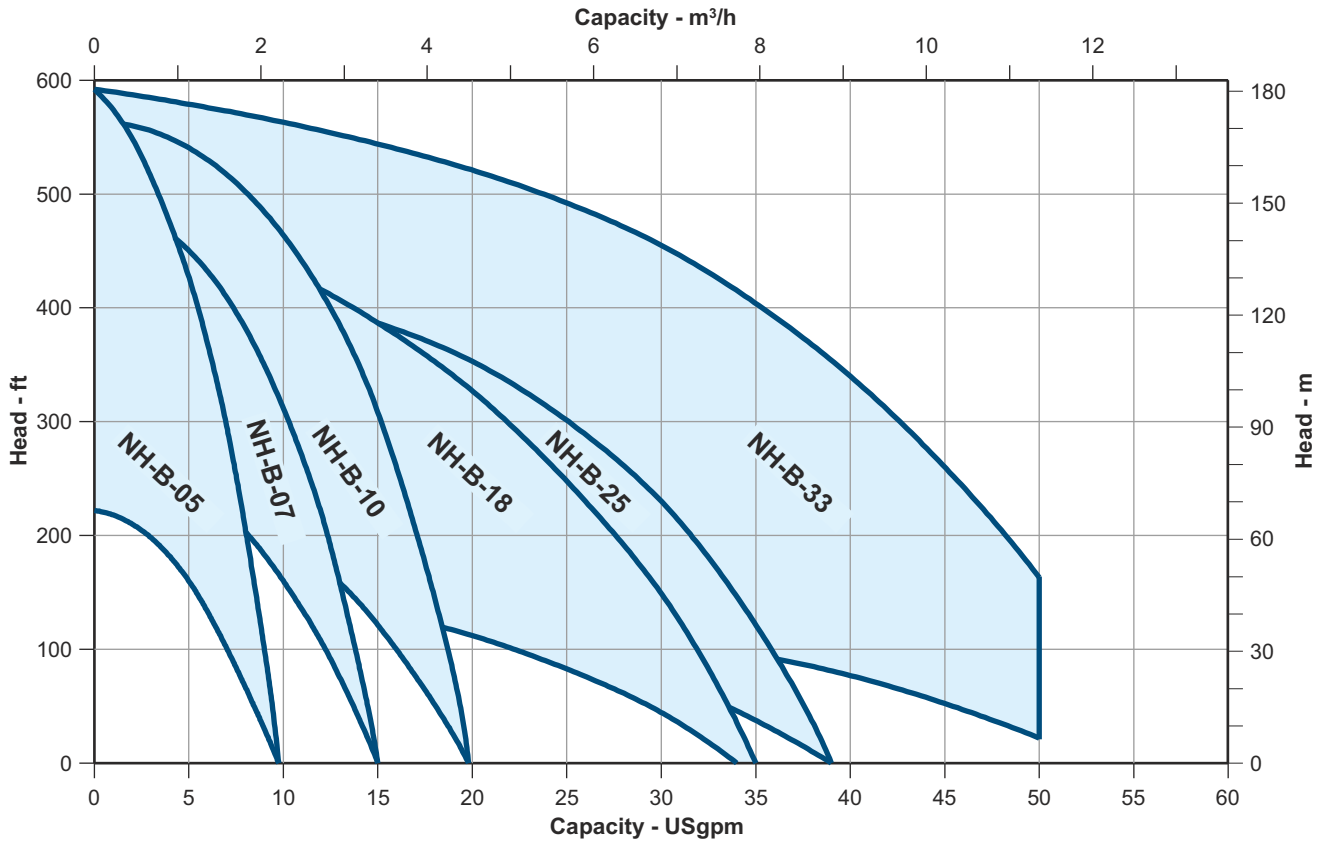


HORIZONTAL MULTISTAGE BOOSTER PUMPS

1/3 HP to 3 HP

PERFORMANCE RANGE

5 GPM to 33 GPM



Model Name	Rated Flow
NH-B-05	5 GPM
NH-B-07	7 GPM
NH-B-10	10 GPM
NH-B-18	18 GPM
NH-B-25	25 GPM
NH-B-33	33 GPM

HORIZONTAL MULTISTAGE BOOSTER PUMPS

1/3 HP to 3 HP
MODEL CODE
5 GPM to 33 GPM

NH
B
05
14
03
6
3
C
C
1

Mechanical seal

Code	Mechanical seal
1	Carbon/Ceramic/Nitrile/SS304 for Standard
2	Carbon/SiC/Viton/ Viton/SS304 for SS 304

Material of construction

Code	Material
C	Cast Iron (Standard)
S	Stainless Steel (Optional)

Enclosure

Code	Type
C	ODP

Phase

Code	Phase
1	1 Phase
3	3 Phase

Frequency

Code	Hz
6	60

Motor HP

Code	HP
03	1/3 HP
05	1/2 HP
07	3/4 HP
10	1 HP
15	1 1/2 HP
20	2 HP
30	3 HP

Number of stages

Rated flow (GPM)

Code	GPM
05	5 GPM
07	7 GPM
10	10 GPM
18	18 GPM
25	25 GPM
33	33 GPM

Pump type

Code	Type
B	Multi-stage booster pump

Series name

Code	Series
NH	Centrifugal pump

HORIZONTAL MULTISTAGE BOOSTER PUMPS

1/3 HP to 3 HP

ORDER INFORMATION

5 GPM to 33 GPM

Single Phase

GPM	STAGES	HP	ORDER NO. / MODEL CODE
5	7	1/3	NHB05070361CC1
	9	1/2	NHB05090561CC1
	14	3/4	NHB05140761CC1
7	17	1	NHB05171061CC1
	9	1/2	NHB07090561CC1
	13	3/4	NHB07130761CC1
10	16	1	NHB07161061CC1
	8	3/4	NHB10080761CC1
	10	1	NHB10101061CC1
18	15	1-1/2	NHB10151561CC1
	17	2	NHB10172061CC1
	5	3/4	NHB18050761CC1
	7	1	NHB18071061CC1
25	9	1-1/2	NHB18091561CC1
	13	2	NHB18132061CC1
	15	3	NHB18153061CC1
	5	3/4	NHB25050761CC1
33	7	1	NHB25071061CC1
	9	1-1/2	NHB25091561CC1
	10	2	NHB25102061CC1
	14	3	NHB25143061CC1
33	5	1	NHB33051061CC1
	7	1-1/2	NHB33071561CC1
	9	2	NHB33092061CC1
	13	3	NHB33133061CC1

Three Phase

GPM	STAGES	HP	ORDER NO. / MODEL CODE
5	14	3/4	NHB05140763CC1
	17	1	NHB05171063CC1
7	13	3/4	NHB07130763CC1
	16	1	NHB07161063CC1
10	8	3/4	NHB10080763CC1
	10	1	NHB10101063CC1
	15	1-1/2	NHB10151563CC1
	17	2	NHB10172063CC1
18	5	3/4	NHB18050763CC1
	7	1	NHB18071063CC1
	9	1-1/2	NHB18091563CC1
	13	2	NHB18132063CC1
25	15	3	NHB18153063CC1
	5	3/4	NHB25050763CC1
	7	1	NHB25071063CC1
	9	1-1/2	NHB25091563CC1
33	10	2	NHB25102063CC1
	14	3	NHB25143063CC1
	5	1	NHB33051063CC1
	7	1-1/2	NHB33071563CC1
33	9	2	NHB33092063CC1
	13	3	NHB33133063CC1

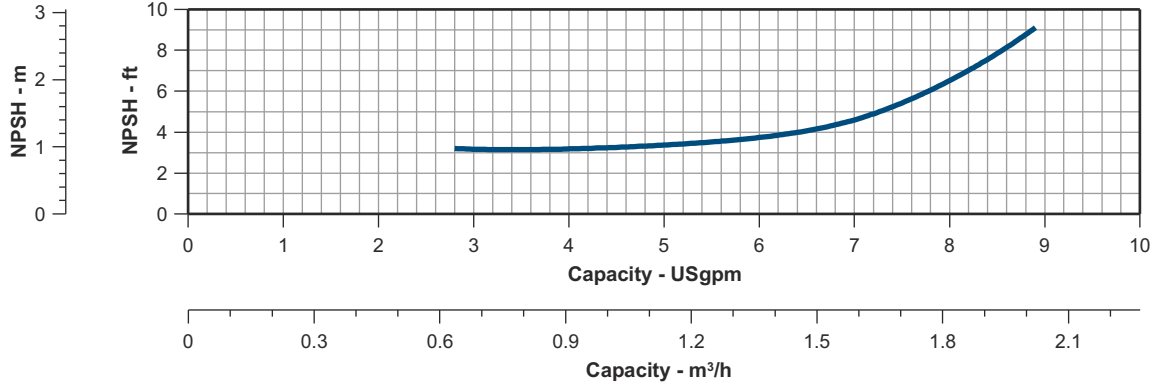
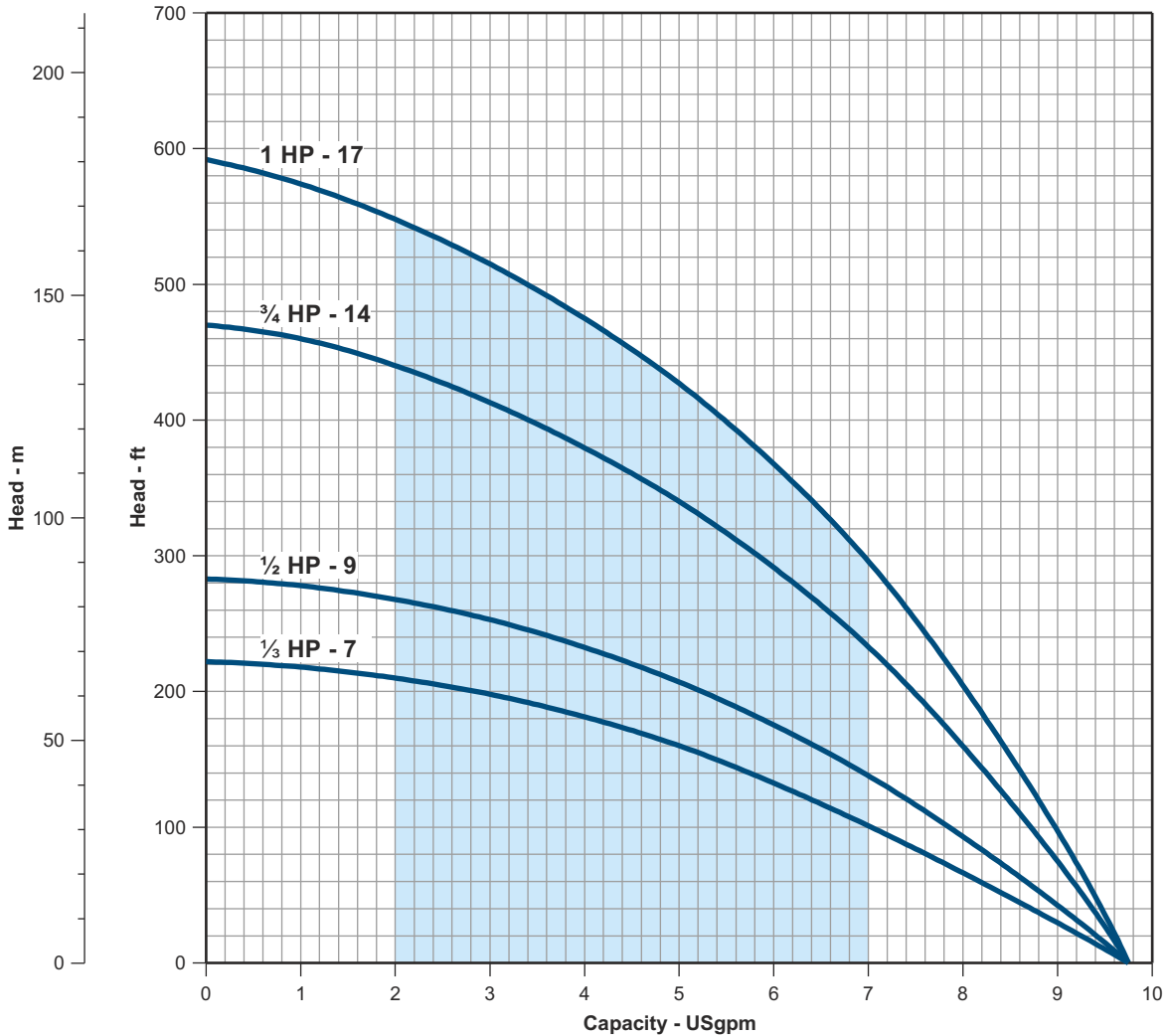
HORIZONTAL MULTISTAGE BOOSTER PUMPS

MODEL NAME: NH-B-05

PERFORMANCE CURVE

5 GPM

Nominal RPM	3500
Curve based on clear water @	68°F



RECOMMENDED PUMP OPERATING RANGE
 PERFORMANCE BASED ON TEST ACCEPTANCE - ISO 9906:2012 3B.
 PERFORMANCES ARE SUBJECT TO PERIODIC CHANGES DUE TO CONTINUOUS IMPROVEMENTS.

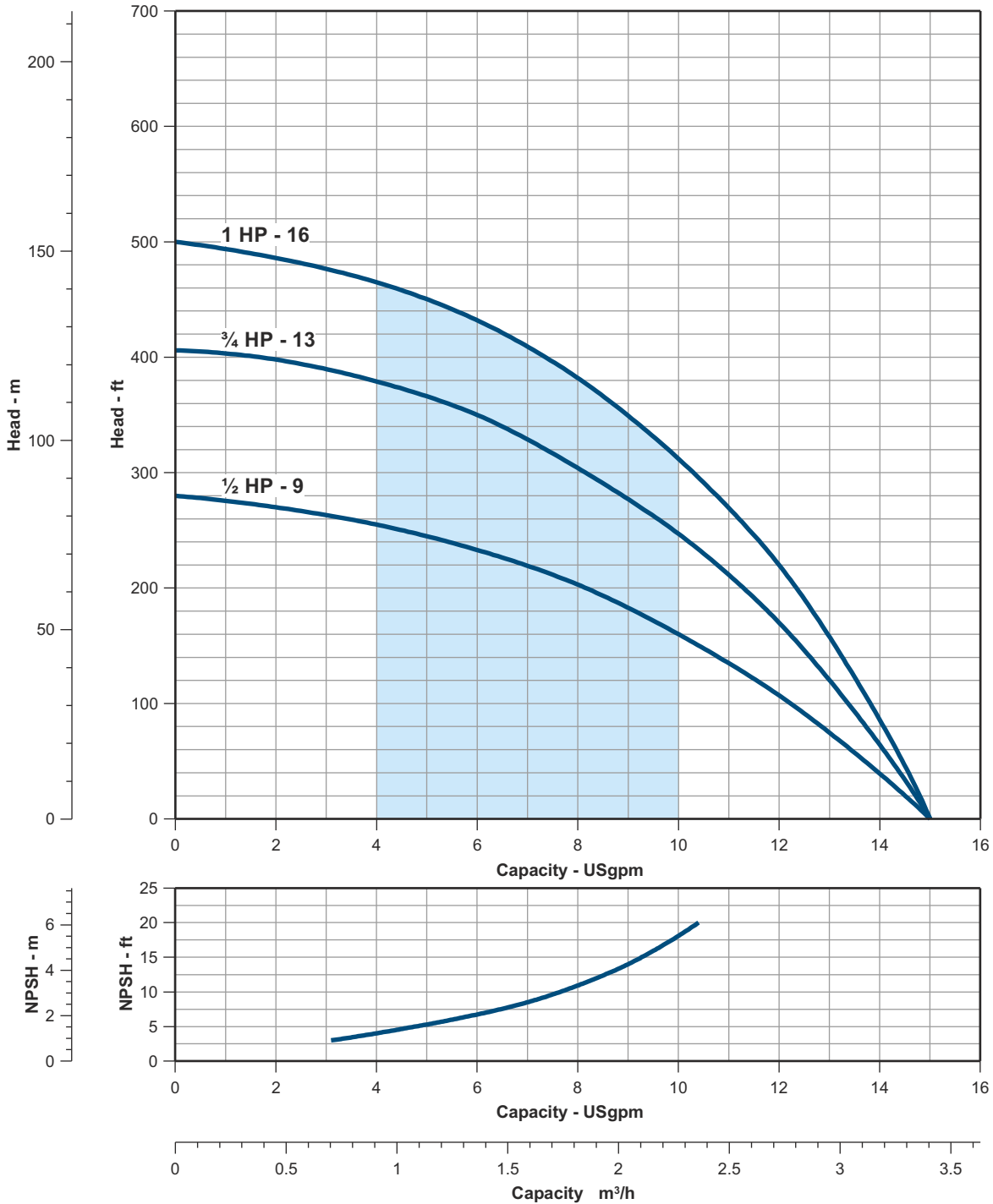
HORIZONTAL MULTISTAGE BOOSTER PUMPS

MODEL NAME: NH-B-07

PERFORMANCE CURVE

7 GPM

Nominal RPM	3500
Curve based on clear water @	68°F



RECOMMENDED PUMP OPERATING RANGE
 PERFORMANCE BASED ON TEST ACCEPTANCE - ISO 9906:2012 3B.
 PERFORMANCES ARE SUBJECT TO PERIODIC CHANGES DUE TO CONTINUOUS IMPROVEMENTS.

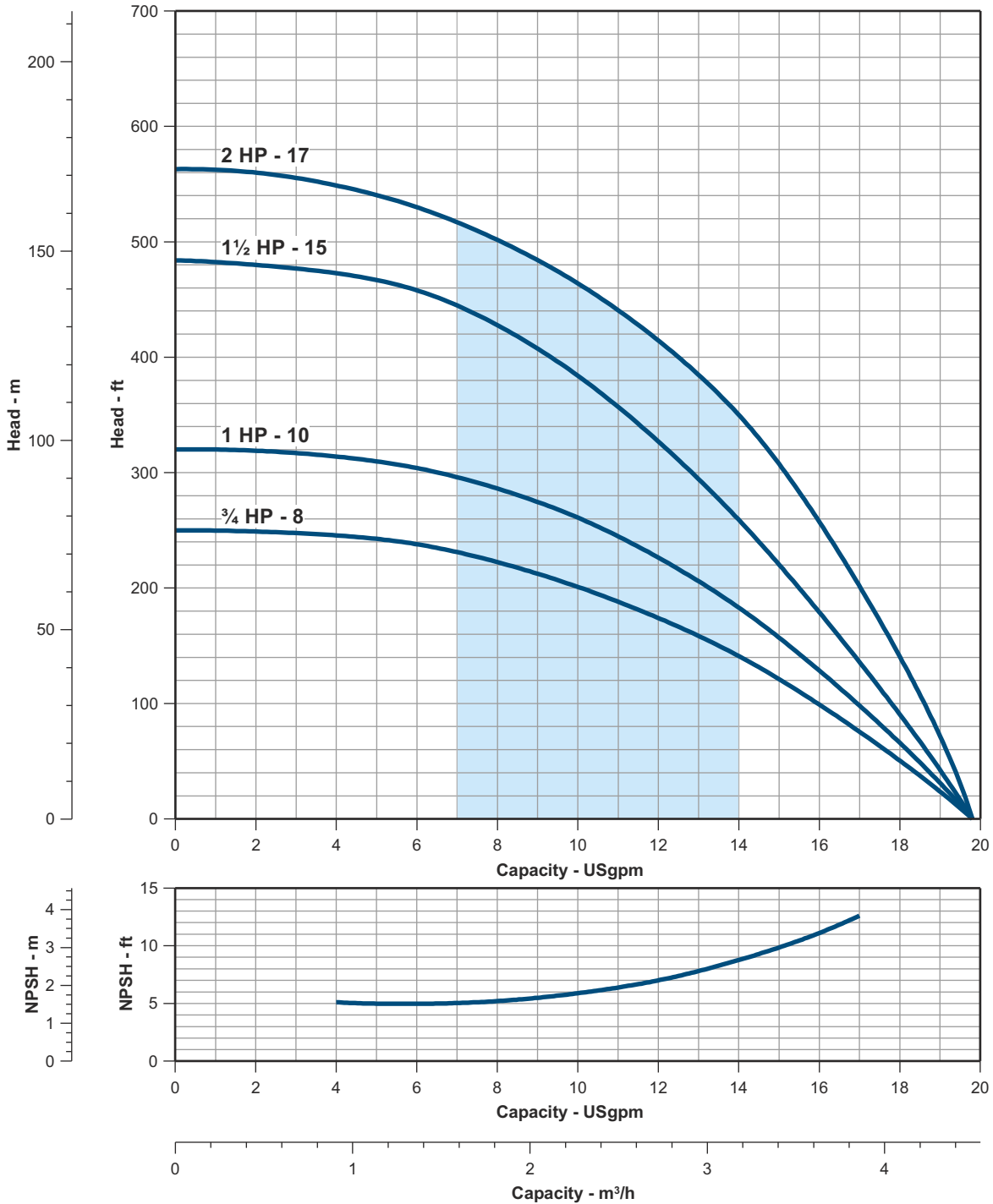
HORIZONTAL MULTISTAGE BOOSTER PUMPS

MODEL NAME: NH-B-10

PERFORMANCE CURVE

10 GPM

Nominal RPM	3500
Curve based on clear water @	68°F



RECOMMENDED PUMP OPERATING RANGE
 PERFORMANCE BASED ON TEST ACCEPTANCE - ISO 9906:2012 3B.
 PERFORMANCES ARE SUBJECT TO PERIODIC CHANGES DUE TO CONTINUOUS IMPROVEMENTS.

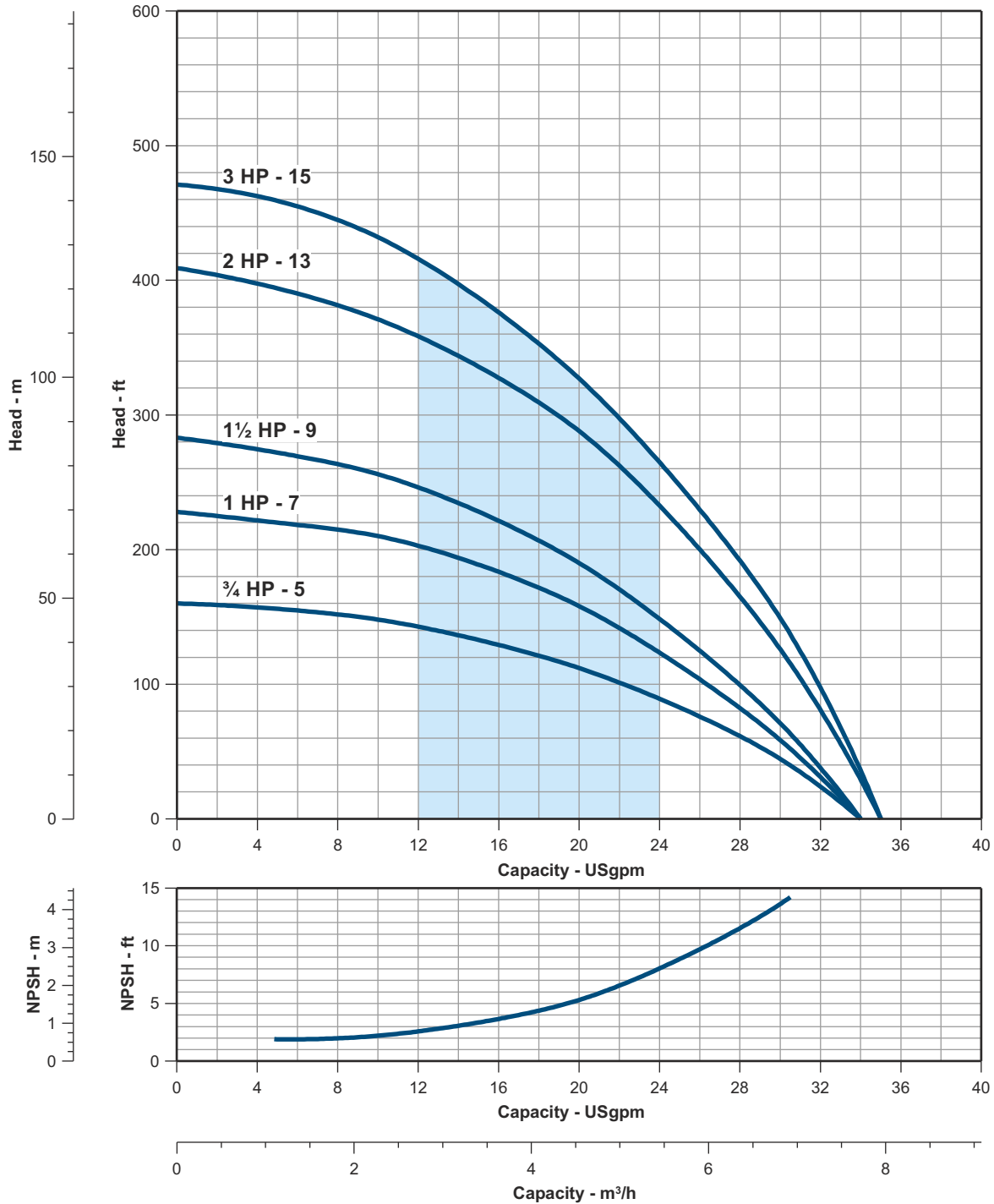
HORIZONTAL MULTISTAGE BOOSTER PUMPS

MODEL NAME: NH-B-18

PERFORMANCE CURVE

18 GPM

Nominal RPM	3500
Curve based on clear water @	68°F



RECOMMENDED PUMP OPERATING RANGE
 PERFORMANCE BASED ON TEST ACCEPTANCE - ISO 9906:2012 3B.
 PERFORMANCES ARE SUBJECT TO PERIODIC CHANGES DUE TO CONTINUOUS IMPROVEMENTS.

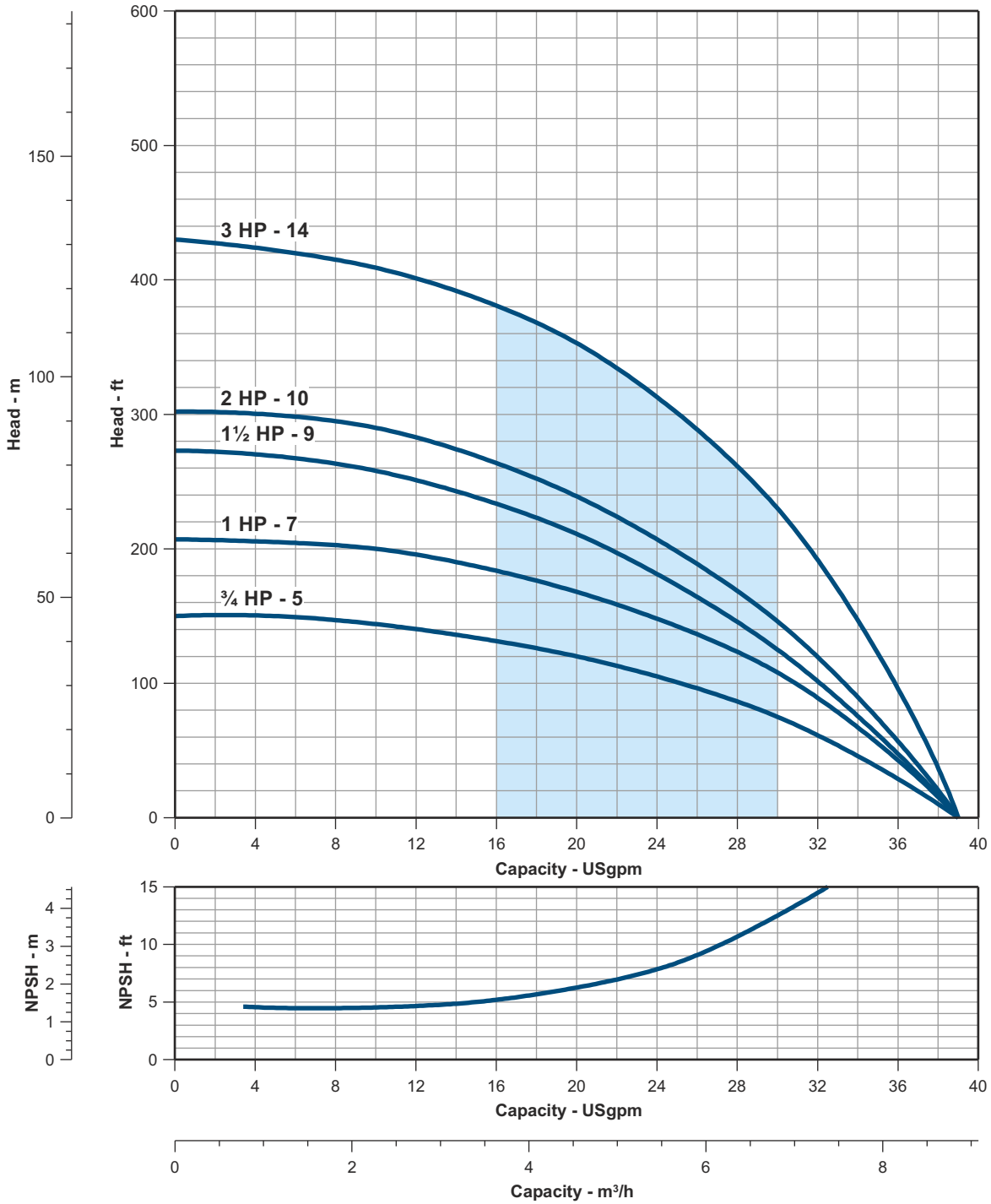
HORIZONTAL MULTISTAGE BOOSTER PUMPS

MODEL NAME: NH-B-25

PERFORMANCE CURVE

25 GPM

Nominal RPM	3500
Curve based on clear water @	68°F



RECOMMENDED PUMP OPERATING RANGE
 PERFORMANCE BASED ON TEST ACCEPTANCE - ISO 9906:2012 3B.
 PERFORMANCES ARE SUBJECT TO PERIODIC CHANGES DUE TO CONTINUOUS IMPROVEMENTS.

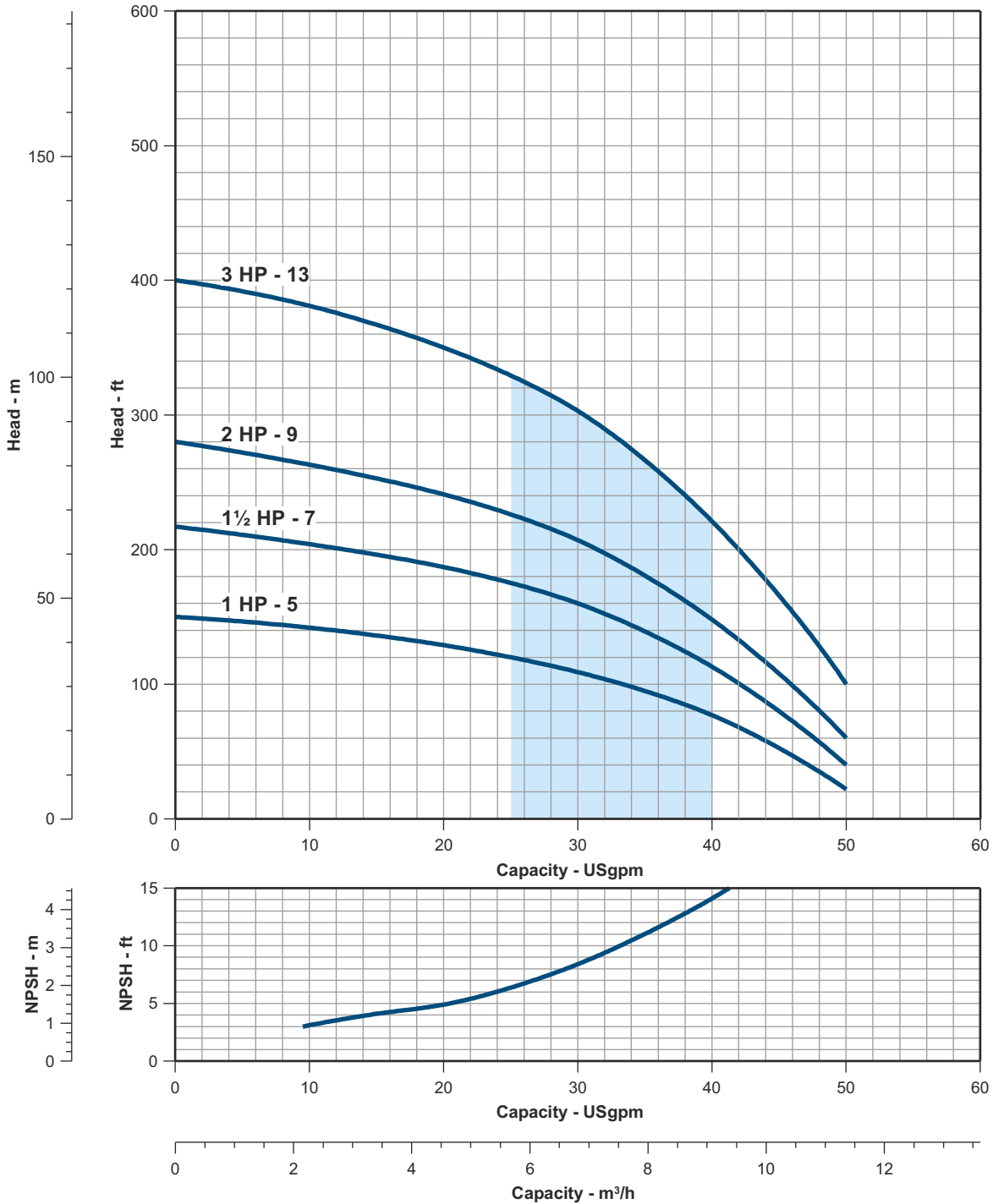
HORIZONTAL MULTISTAGE BOOSTER PUMPS

MODEL NAME: NH-B-33

PERFORMANCE CURVE

33 GPM

Nominal RPM	3500
Curve based on clear water @	68°F



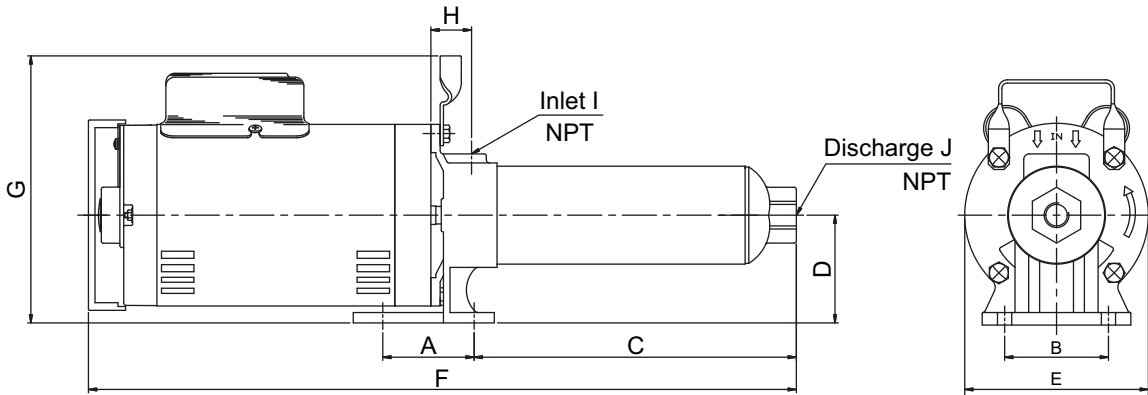
RECOMMENDED PUMP OPERATING RANGE
 PERFORMANCE BASED ON TEST ACCEPTANCE - ISO 9906:2012 3B.
 PERFORMANCES ARE SUBJECT TO PERIODIC CHANGES DUE TO CONTINUOUS IMPROVEMENTS.

HORIZONTAL MULTISTAGE BOOSTER PUMPS

1/3 HP to 3 HP - Single Phase

DIMENSIONS

5 GPM to 33 GPM



GPM	STAGE	HP	A	B	C	D	E	F	G	H	I	J
5	7	1/3	3-1/4	3-3/4	10	3-7/8	6-1/2	21-1/2	8-3/4	1-3/8	1	1
	9	1/2	3-1/4	3-3/4	11-1/2	3-7/8	6-1/2	23-1/4	8-3/4	1-3/8	1	1
	14	3/4	3-1/4	3-3/4	14-3/4	3-7/8	6-1/2	27-1/2	8-3/4	1-3/8	1	1
	17	1	3-1/4	3-3/4	17	3-7/8	6-1/2	30	8-3/4	1-3/8	1	1
7	9	1/2	3-1/4	3-3/4	11-3/4	3-7/8	6-1/2	23-1/2	8-3/4	1-3/8	1	1
	13	3/4	3-1/4	3-3/4	14-1/2	3-7/8	6-1/2	27-1/4	8-3/4	1-3/8	1	1
	16	1	3-1/4	3-3/4	16-3/4	3-7/8	6-1/2	29-3/4	8-3/4	1-3/8	1	1
10	8	3/4	3-1/4	3-3/4	10-3/4	3-7/8	6-1/2	23-1/2	8-3/4	1-3/8	1	1
	10	1	3-1/4	3-3/4	12	3-7/8	6-1/2	25-1/4	8-3/4	1-3/8	1	1
	15	1-1/2	3-1/4	3-3/4	15-1/2	3-7/8	6-1/2	30	8-3/4	1-3/8	1	1
	17	2	3-1/4	3-3/4	17	3-7/8	6-1/2	32	8-3/4	1-3/8	1	1
18	5	3/4	3-1/4	3-3/4	9-1/2	3-7/8	6-1/2	22-1/4	8-3/4	1-3/8	1	1
	7	1	3-1/4	3-3/4	11-1/4	3-7/8	6-1/2	24-1/4	8-3/4	1-3/8	1	1
	9	1-1/2	3-1/4	3-3/4	12-3/4	3-7/8	6-1/2	27-1/2	8-3/4	1-3/8	1	1
	13	2	3-1/4	3-3/4	16-1/4	3-7/8	6-1/2	31-1/2	8-3/4	1-3/8	1	1
	15	3	3-1/4	3-3/4	18	3-7/8	6-1/2	34	8-3/4	1-3/8	1	1
25	5	3/4	3-1/4	3-3/4	10	3-7/8	6-1/2	22-1/2	8-3/4	1-3/8	1	1
	7	1	3-1/4	3-3/4	11-3/4	3-7/8	6-1/2	24-3/4	8-3/4	1-3/8	1	1
	9	1-1/2	3-1/4	3-3/4	13-5/8	3-7/8	6-1/2	28-1/4	8-3/4	1-3/8	1	1
	10	2	3-1/4	3-3/4	14-1/2	3-7/8	6-1/2	29-3/4	8-3/4	1-3/8	1	1
	14	3	3-1/4	3-3/4	18-1/4	3-7/8	6-1/2	34-1/4	8-3/4	1-3/8	1	1
33	5	1	3-1/4	3-3/4	11-1/4	3-7/8	6-1/2	24-1/2	8-3/4	1-3/8	1	1
	7	1-1/2	3-1/4	3-3/4	13-3/4	3-7/8	6-1/2	28-1/4	8-3/4	1-3/8	1	1
	9	2	3-1/4	3-3/4	16-1/4	3-7/8	6-1/2	31-1/4	8-3/4	1-3/8	1	1
	13	3	3-1/4	3-3/4	21	3-7/8	6-1/2	37	8-3/4	1-3/8	1	1

Note : All Dimensions are in inches.

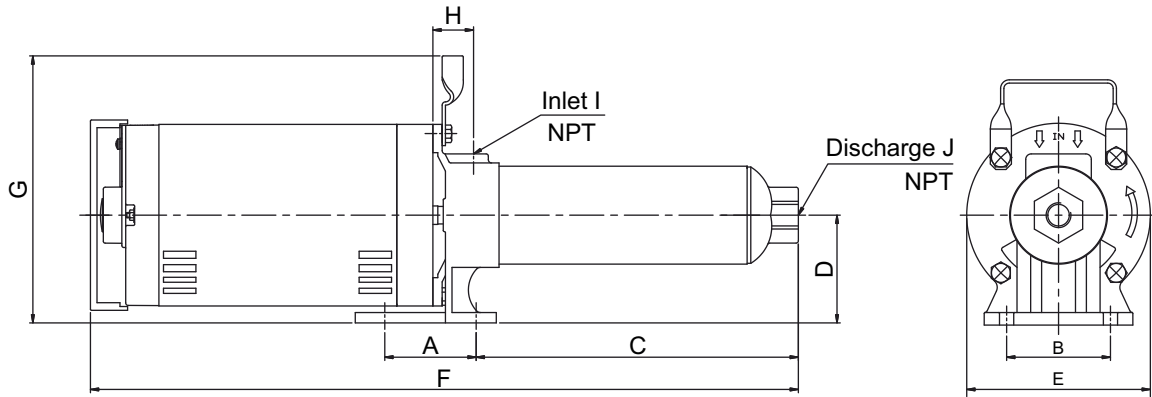
Kindly consider same dimensions for Stainless Steel option.

HORIZONTAL MULTISTAGE BOOSTER PUMPS

1/3 HP to 3 HP - Three Phase

DIMENSIONS

5 GPM to 33 GPM



GPM	STAGE	HP	A	B	C	D	E	F	G	H	I	J
5	14	3/4	3-1/4	3-3/4	14-3/4	3-7/8	6-1/2	27-1/4	8-3/4	1-3/8	1	1
	17	1	3-1/4	3-3/4	17	3-7/8	6-1/2	29-1/4	8-3/4	1-3/8	1	1
7	13	3/4	3-1/4	3-3/4	14-1/2	3-7/8	6-1/2	26-3/4	8-3/4	1-3/8	1	1
	16	1	3-1/4	3-3/4	16-3/4	3-7/8	6-1/2	29	8-3/4	1-3/8	1	1
10	8	3/4	3-1/4	3-3/4	10-3/4	3-7/8	6-1/2	23	8-3/4	1-3/8	1	1
	10	1	3-1/4	3-3/4	12	3-7/8	6-1/2	24-1/2	8-3/4	1-3/8	1	1
	15	1-1/2	3-1/4	3-3/4	15-1/2	3-7/8	6-1/2	27-1/2	8-3/4	1-3/8	1	1
18	17	2	3-1/4	3-3/4	17	3-7/8	6-1/2	29-1/4	8-3/4	1-3/8	1	1
	5	3/4	3-1/4	3-3/4	9-1/2	3-7/8	6-1/2	21-3/4	8-3/4	1-3/8	1	1
	7	1	3-1/4	3-3/4	11-1/4	3-7/8	6-1/2	23-1/2	8-3/4	1-3/8	1	1
	9	1-1/2	3-1/4	3-3/4	12-3/4	3-7/8	6-1/2	24-3/4	8-3/4	1-3/8	1	1
25	13	2	3-1/4	3-3/4	16-1/4	3-7/8	6-1/2	28-1/2	8-3/4	1-3/8	1	1
	15	3	3-1/4	3-3/4	18	3-7/8	6-1/2	31-3/4	8-3/4	1-3/8	1	1
	5	3/4	3-1/4	3-3/4	10	3-7/8	6-1/2	22-1/4	8-3/4	1-3/8	1	1
	7	1	3-1/4	3-3/4	11-3/4	3-7/8	6-1/2	24	8-3/4	1-3/8	1	1
	9	1-1/2	3-1/4	3-3/4	13-5/8	3-7/8	6-1/2	25-1/2	8-3/4	1-3/8	1	1
33	10	2	3-1/4	3-3/4	14-1/2	3-7/8	6-1/2	26-3/4	8-3/4	1-3/8	1	1
	14	3	3-1/4	3-3/4	18-1/4	3-7/8	6-1/2	32	8-3/4	1-3/8	1	1
	5	1	3-1/4	3-3/4	11-1/4	3-7/8	6-1/2	23-1/2	8-3/4	1-3/8	1	1
	7	1-1/2	3-1/4	3-3/4	13-3/4	3-7/8	6-1/2	25-3/4	8-3/4	1-3/8	1	1
33	9	2	3-1/4	3-3/4	16-1/4	3-7/8	6-1/2	28-1/2	8-3/4	1-3/8	1	1
	13	3	3-1/4	3-3/4	21	3-7/8	6-1/2	34-3/4	8-3/4	1-3/8	1	1

Note : All Dimensions are in inches.
Kindly consider same dimensions for Stainless Steel option.



Northam Inc.

995/C Griffin Pond Road, Clarks Summit, PA 18411, USA
Phone : +1-570-659-7200, Email : sales@northam-inc.com

Product Improvement and changes are a continuous process at 'Northam'. The data given in this publication is therefore subject to revision.